

# DAILY DERIVATIVES RESEARCH REPORT

January 27, 2026

## NIFTY OI

Current	Absolute Chg
22.18	1.20
Previous	% Change
20.98	5.73%

## INDIA VIX

Current	Absolute Chg
14.19	0.84
Previous	% Change
13.34	6.29%

## PCR

Current	Absolute Chg
0.70	-0.17
Previous	% Change
0.87	-19.9%

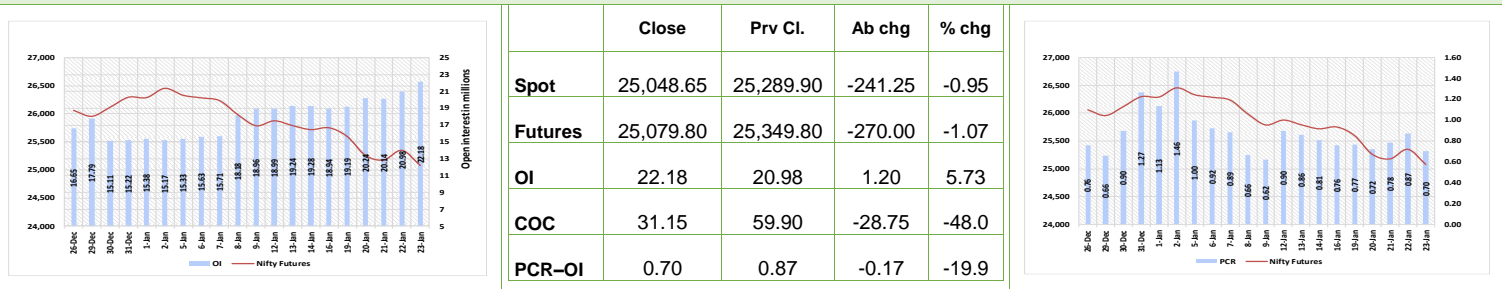
## OUTLOOK



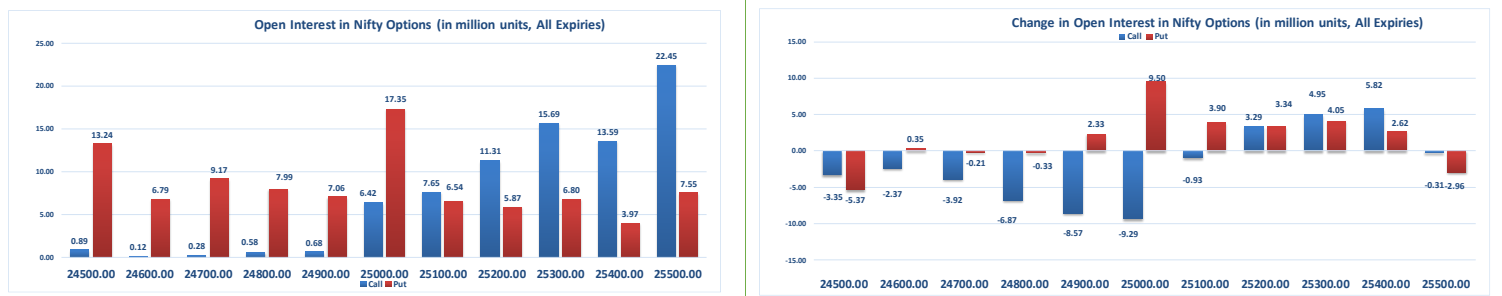
## Summary

Indian markets closed on a negative note where selling was mainly seen in Realty, Media, PSU Banks, Automobiles and Oil & gas. Nifty Jan Futures closed at 25,079.80 (down 270.00 points) at a premium of 31.15 pts to spot.

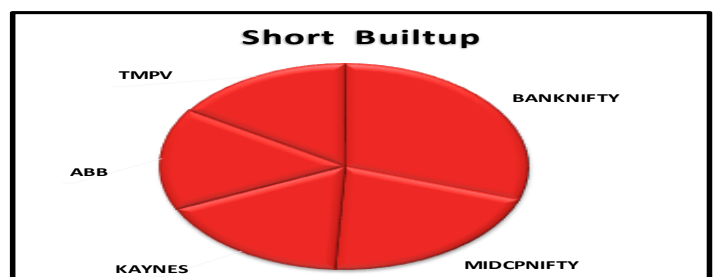
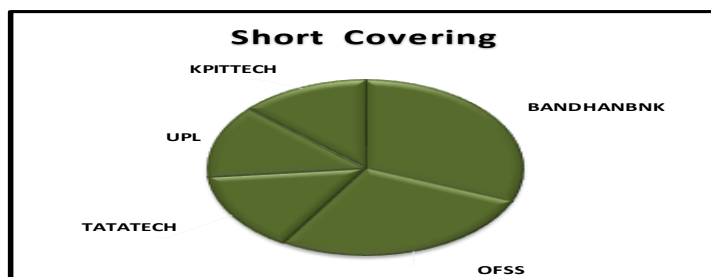
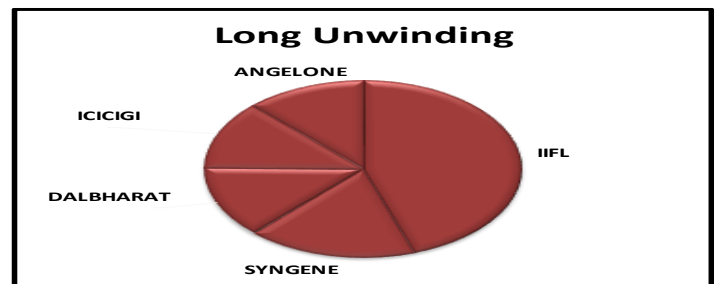
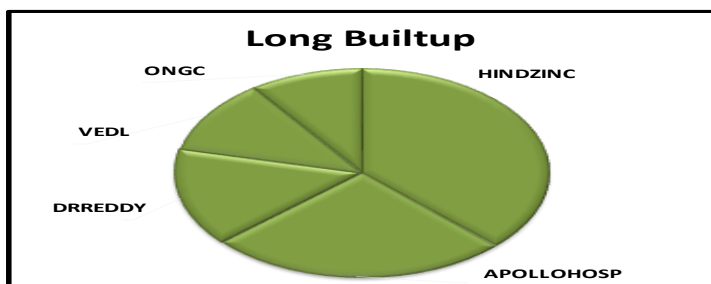
## Nifty Snapshot



## Open Interest in Nifty Options



- » The above second chart shows previous trading day's change in Nifty options where Liquidations in OI were seen in 25000, 24900, 24800, 24700 strike Calls and Additions at 25300, 25200, 25000 strike Puts indicating market is likely to remain Positive in the near term.
- » Highest OI build-up is seen at 25500 strike Calls and 25000 strike Puts, to the tune of 22.45mn and 17.35mn respectively.



# DAILY DERIVATIVES RESEARCH REPORT

(Price is in Rs; OI is in million units; Price chg and OI chg are in percentage) **NB RESEARCH**

## Fresh Longs seen in:

Scrip	Price	Price chg	OI	OI Chg
HINDZINC	695.2	4.4	37.1	5.7
APOLLOHOSP	6813.0	0.0	4.1	4.0
DRREDDY	1236.1	1.2	15.4	2.3
VEDL	684.5	1.0	85.1	1.8
ONGC	244.9	0.5	116.5	1.5

## Fresh Shorts seen in:

Scrip	Price	Price chg	OI	OI Chg
BANKNIFTY	58522.8	-1.4	1.9	19.6
MIDCPNIFTY	13073.3	-2.0	3.0	13.4
KAYNES	3378.0	-4.5	4.0	11.2
ABB	4699.0	-1.5	2.7	10.4
TMPV	345.1	-0.9	94.5	10.3

## Short Covering seen in:

Scrip	Price	Price chg	OI	OI Chg
BANDHANBNK	149.8	5.2	109.5	-17.6
OFSS	7947.0	0.7	1.3	-15.5
TATATECH	659.7	0.8	10.5	-8.3
UPL	702.0	0.1	36.4	-7.5
KPITTECH	1116.2	0.3	4.1	-7.5

## Long Unwinding seen in:

Scrip	Price	Price chg	OI	OI Chg
IIFL	520.4	-4.1	7.1	-35.2
SYNGENE	541.7	-8.4	7.5	-13.6
DALBHARAT	2085.0	-3.0	2.9	-10.4
ICICIGI	1796.1	-1.9	5.8	-9.8
ANGELONE	2515.4	-2.1	3.8	-9.7

## Institutional Activity

Institutional Activity in previous trading session				Net FII Activity (in Rs cr.)				
(in Rs cr.)	Buy	Sell	Net	Date	Idx Fut	Stk Fut	Idx Opt	Cash
Index Futures	13428.33	15357.58	-1929.25	23-Jan	-1929.3	39.8	21659.7	-4113
Index Options	2298579.51	2276919.83	21659.68	22-Jan	-1957.5	2450.8	-983.0	-2550
Stock Futures	134709.96	134670.15	39.81	21-Jan	-569.1	1510.6	-9905.0	-1788
Stock Options	51918.11	51749.12	168.99	20-Jan	-1459.6	-258.6	-14105.2	-2938
FII Cash	13,550.25	17,663.63	-4,113.38	19-Jan	-479.3	-1746.6	-7706.5	-3263
DII Cash	18,258.75	14,156.19	4,102.56	16-Jan	1525.1	284.9	17172.9	-4346

## Technical Pivot (Intraday):

	S2	S1	PIVOT	R1	R2
NIFTY	24835	24955	25170	25290	25505
BANKNIFTY	57690	58105	58785	59200	59880

## Derivative Recommendations:

Stock Name	Call (Buy/Sell)	Entry price	Targets	Stop Loss	Duration	Status
INOXWIND 102.5 PE	Buy	5.1	9	3.5	1-2 Days	OPEN

# DAILY DERIVATIVES RESEARCH REPORT

NIFTY50 Options OI (CE OI = Resistance) (PE OI = Support)			
Symbol	Highest CE OI	Highest PE OI	CMP
ADANIENT	2200	2200	1859
ADANIPTS	1500	1480	1310
APOLLOHOSP	7200	6700	6813
ASIANPAINT	2800	2600	2711
AXISBANK	1300	1300	1260
BAJAJ-AUTO	9800	9200	9414
BAJAJFINSV	2080	1900	1942
BAJFINANCE	1000	1000	928
BEL	420	400	410
BHARTIARTL	2100	2000	1986
CIPLA	1540	1300	1315
COALINDIA	440	400	419
DRREDDY	1260	1100	1236
EICHERMOT	7800	7000	6968
ETERNAL	300	250	259
GRASIM	2900	2600	2762
HCLTECH	1680	1680	1705
HDFCBANK	950	950	917
HDFCLIFE	780	700	713
HINDALCO	970	900	947
HINDUNILVR	2440	2400	2408
ICICIBANK	1450	1420	1345
INDIGO	5100	4500	4699
INFY	1700	1660	1673
ITC	350	350	323

NIFTY50 Options OI (CE OI = Resistance) ( PE OI = Support)			
Symbol	Highest CE OI	Highest PE OI	CMP
JIOFIN	300	300	253
JSWSTEEL	1200	1100	1172
KOTAKBANK	440	420	422
LT	4000	4000	3742
M&M	3800	3700	3538
MARUTI	17000	15500	15471
MAXHEALTH	1100	1060	989
NESTLEIND	1340	1200	1292
NTPC	350	335	337
ONGC	240	240	245
POWERGRID	270	250	254
RELIANCE	1600	1400	1387
SBILIFE	2140	1900	2003
SBIN	1030	1000	1030
SHRIRAMFIN	1000	1000	1003
SUNPHARMA	1800	1620	1633
TATACONSUM	1220	1080	1156
TMPV	370	360	345
TATASTEEL	200	180	188
TCS	3300	3000	3161
TECHM	1740	1640	1700
TITAN	4200	4000	4019
TRENT	4200	4100	3754
ULTRACEMCO	12500	12300	12354
WIPRO	250	230	239

# DAILY DERIVATIVES RESEARCH REPORT

OI against MWPL				
Symbol	MWPL	Open Interest	Limit for next day	% OI
IRCTC	32504261	60630500	9405949	187%
IEX	133395043	243423750	49067214	182%
KAYNES	4679418	8521000	926527	182%
RBLBANK	91953095	137077450	4695504	149%
KALYANKJIL	57654984	81400475	27108083	141%
RVNL	84941460	117290800	35155295	138%
GODREJPROP	17263909	23517450	4492241	136%
DIXON	6452220	8386800	2778374	130%
IREDA	119011160	153493950	54695234	129%
SAMMAANCAP	122326971	156042700	Ban	128%
NBCC	154894704	193154000	59947321	125%
SAIL	216861410	266236200	20167876	123%
INOXWIND	144708707	173684225	40068564	120%
BHEL	192361942	225051750	99682464	117%
BANDHANBNK	144289555	165780000	28698644	115%
MCX	38177110	43699375	20228263	114%
IRFC	200960551	222521500	131718932	111%
CONCOR	51639257	56755000	17466244	110%
HUDCO	75071250	82398075	33872815	110%
DLF	96058266	105383850	29873831	110%
MANAPPURAM	82205057	90021000	35296165	110%
NMDC	517037525	557185500	146409127	108%
LICHSGFIN	45183075	47806000	11868185	106%
LTF	127100972	128943000	75322722	101%
CDSL	26647500	26506900	14888136	99%
PGEL	24030912	23811750	9890589	99%
NATIONALUM	134225816	132978750	77076951	99%
MAZDOCK	11364224	11017400	6112025	97%
IDEA	12037179660	11649066975	4217667173	97%
BIOCON	91057772	87860000	38797728	96%
AMBUJACEM	79841849	75041400	27599594	94%
ABCAPITAL	122657000	115112300	38676788	94%
PATANJALI	50886533	47753100	10290302	94%

OI against MWPL				
Symbol	MWPL	Open Interest	Limit for next day	% OI
CROMPTON	96587231	90111600	37643621	93%
PNB	515822637	476808000	249637130	92%
TATATECH	25116370	22886400	13955545	91%
JIOFIN	355358091	320474200	171228118	90%
EXIDEIND	68856800	62035200	33694827	90%
PNBHOUSING	28118603	24645400	12170196	88%
ANGELONE	9673308	8422250	5647229	87%
ADANIENT	49117354	42615117	25081971	87%
POLYCAB	8688405	7437125	4518667	86%
BDL	13786716	11699800	8502352	85%
RECLTD	187084550	151193000	97276483	81%
HINDZINC	161247058	128114175	114780943	79%
JUBLFOOD	58761693	46443750	31691100	79%
BOSCHLTD	882048	696375	619505	79%
WIPRO	358423198	282153000	214151494	79%
UPL	84228583	66208010	45227079	79%
AUROPARMA	41977935	31278500	17659347	75%
LAURUSLABS	58629477	43066100	36632602	73%
SYNGENE	24733183	18130000	16270185	73%
GLENMARK	22585180	16513500	10384499	73%
ADANIENSOL	43791427	31743225	21100598	72%
INDUSTOWER	193623116	139056600	85631120	72%
TATAELXSI	5241546	3736700	3738358	71%
VEDL	255091106	177101150	159083751	69%
ASHOKLEY	423719104	292985000	223630169	69%
ASTRAL	18450534	12686675	10518703	69%
BANKINDIA	181770921	124529600	118228262	69%
INDUSINDBK	93808799	64166900	52084728	68%
LICI	33206238	22563800	21219192	68%
SBICARD	44836888	30377600	25278230	68%
JSWENERGY	80385888	54177000	38815799	67%
PETRONET	108255733	72523000	62147714	67%
CANBK	504315430	337527000	331210230	67%

## FROM THE EQUITY DERIVATIVE DESK:

**NIRAV HARISH CHHEDA**

AVP - DERIVATIVES AND TECHNICAL RESEARCH

E-Mail: [nirav.chheda@nirmalbang.com](mailto:nirav.chheda@nirmalbang.com)

Tel no: 6273-8199/8000

**AMIT BHUPTANI**

SNR.DERIVATIVES AND TECHNICAL RESEARCH

E-Mail: [amit.bhuptani@nirmalbang.com](mailto:amit.bhuptani@nirmalbang.com)

Tel no: 6273-8242/8000

## DISCLOSURE

Research Reports that are published by Nirmal Bang Securities Private Limited (hereinafter referred to as "NBSPL") are for private circulation only. NBSPL is a registered Research Analyst under SEBI (Research Analyst) Regulations, 2014 having Registration no. INH000001766. NBSPL is also a registered Stock Broker with National Stock Exchange of India Limited, BSE Limited, Metropolitan Stock Exchange of India Limited, Multi Commodity Exchange of India Limited and , National Commodity and Derivative Exchange Limited in Capital Market , Equity and Commodities derivatives segments and Currency Derivatives Segment . NBSPL has other business divisions with independent research teams separated by Chinese walls, and therefore may, at times, have different or contrary views on stocks and markets. NBSPL or its associates have not been debarred / suspended by SEBI or any other regulatory authority for accessing / dealing in securities Market since last 20 years. NBSPL, its associates or analyst or his relatives do not hold any financial interest (Except Investment) in the subject company. NBSPL or its associates or Analyst do not have any conflict or material conflict of interest at the time of publication of the research report with the subject company. NBSPL or its associates or Analyst or his relatives may or may not hold beneficial ownership of 1% or more in the subject company at the end of the month immediately preceding the date of publication of this research report. NBSPL or its associates / analyst has not received any compensation / managed or co-managed public offering of securities of the company covered by Analyst during the past twelve months. NBSPL or its associates have not received any compensation or other benefits from the company covered by Analyst or third party in connection with the research report. Analyst has not served as an officer, director or employee of Subject Company. NBSPL / analyst has not been engaged in market making activity of the subject company. Analyst Certification: The research analysts and authors of these reports, hereby certify that the views expressed in this research report accurately reflects my/our personal views about the subject securities, issuers, products, sectors or industries. It is also certified that no part of the compensation of the analyst(s) was, is, or will be directly or indirectly related to the inclusion of specific recommendations or views in this research. The analyst(s) principally responsible for the preparation of this research report and has taken reasonable care to achieve and maintain independence and objectivity in making any recommendation.

## DISCLAIMER

The Research Report is for the personal information of the authorized recipient and does not constitute to be any investment, legal or taxation advice. NBSPL is not soliciting any action based upon it. Nothing in the research report shall be construed as a solicitation to buy or sell any security or product, or to engage in or refrain from engaging in any such transaction. In preparing the research report, we did not take into account the investment objectives, financial situation and particular needs of the reader. The research report has been prepared for the general use of the clients of NBSPL and must not be copied, either in whole or in part, or distributed or redistributed to any other person in any form. If you are not the intended recipient you must not use or disclose the information in the research report in any way. Though disseminated to all the customers simultaneously, not all customers may receive the research report at the same time. NBSPL will not treat recipients as customers by virtue of their receiving the research report. The research report is not directed or intended for distribution to or use by any person or entity resident in a state, country or any jurisdiction, where such distribution, publication, availability or use would be contrary to law, regulation or which would subject NBSPL & its group companies to registration or licensing requirements within such jurisdictions. The report is based on the information obtained from sources believed to be reliable, but we do not make any representation or warranty that it is accurate, complete or up-to-date and it should not be relied upon as such. We accept no obligation to correct or update the information or opinions in it. NBSPL or any of its affiliates or employees shall not be in any way responsible for any loss or damage that may arise to any person from any inadvertent error in the information contained in the research report. NBSPL or any of its affiliates or employees do not provide, at any time, any express or implied warranty of any kind, regarding any matter pertaining to this report, including without limitation the implied warranties of merchantability, fitness for a particular purpose, and non-infringement. The recipients of the research report should rely on their own investigations. This information is subject to change without any prior notice. NBSPL reserves its absolute discretion and right to make or refrain from making modifications and alterations to this statement from time to time. Nevertheless, NBSPL is committed to providing independent and transparent recommendations to its clients, and would be happy to provide information in response to specific client queries. Before making an investment decision on the basis of research report, the reader needs to consider, with or without the assistance of an adviser, whether the advice is appropriate in light of their particular investment needs, objectives and financial circumstances. There are risks involved in securities trading. The price of securities can and does fluctuate, and an individual security may even become valueless. International investors are reminded of the additional risks inherent in international investments, such as currency fluctuations and international stock market or economic conditions, which may adversely affect the value of the investment. Opinions expressed are subject to change without any notice. Neither the company nor the director or the employees of NBSPL accept any liability whatsoever for any direct, indirect, consequential or other loss arising from any use of the research report and/or further communication in relation to the research report. Here it may be noted that neither NBSPL, nor its directors, employees, agents or representatives shall be liable for any damages whether direct or indirect, incidental, special or consequential including lost revenue or lost profit that may arise from or in connection with the use of the information contained in the research report. Copyright of this document vests exclusively with NBSPL. Our reports are also available on our website [www.nirmalbang.com](http://www.nirmalbang.com) Registration granted by SEBI and certification from NISM in no way guarantee performance of NBSPL or provide any assurance of returns to investors.

**Nirmal Bang Research (Division of Nirmal Bang Securities Pvt. Ltd.) B-2, 301/302, Marathon Innova,  
Opp. Peninsula Corporate Park Off. Ganpatrao Kadam Marg Lower Parel (W), Mumbai-400013  
Board No. : 91 22 6723 8000/8001 Fax : 022 6723 8010**